

TABLE OF CONTENTS

Lesson

1	Bible Story Cards/Memory Verse Cards	3–4
	Make a Book: “I Can Care”	5–6
2	Bible Story Picture/Maze	7–8
	“I Will Help” Response Plan	9–10
3	Bible Story Finger Puppets	11–12
	Puppeteering Background Scenes	13–14
4	Bible Story Picture Book	15–16
	“I Will Show Love” Response Plan	17
	Bible Memory Verse Poster	18
5	“Find the Friends” Lesson Starter	19
	Bible Story Maze	20
	Gift Note for a Special Friend	21–22
6	Bible Story Cards/Memory Verse Cards	23–24
	Folding Reminder	25–26
7	Find the Hidden Letters	27
	“I Will Help” Response Plan	28
	Story Details and Maze	29–30
8	What-and-Who Pages	31–32
	Make a Book: “Jesus Can Help My Friends”	33–34
9	Bible Story and Counting Book	35–38
10	Bible In Life Memory Game	39–42
	Bible Story Coloring Review	43
11	Offering Picture Search	44
	Bible Story Character Masks	45–46
12	Bible Story Finger Puppets	47–48
	Puppeteering Background Scenes	49–50
13	Two-sided Puzzle	51–52
	Pages for Making Your Own Class Book	53–54

Teacher Tip:

For easy access to these student pages, you might remove the pages ahead of time and store them in folders or large envelopes by lesson. Keep this Table of Contents as a quick reference of how pages are used in each lesson.




Copyrighted material; permission required to reproduce. All rights reserved. Printed in South Korea. All Scripture quotations, unless otherwise stated, are from THE HOLY BIBLE, NEW INTERNATIONAL VERSION. Copyright © 1973, 1978, 1984 by International Bible Society. Used by permission of Zondervan Publishing House. All rights reserved.

Bible Illustrator: Colin King.
Illustrators: Stephen Carpenter, Marilee Harrauld-Pilz, Anne Kennedy, Tony Kenyon, Vicki Logan, Sally Springer, Rebecca Thornburgh.

Photographs: Myrleen Ferguson-Cate.

Cover photos: © iStockphoto

Miriam Cares for Baby Moses



**Let us love
one another,**

**for love
comes from God.**

1 John 4:7

I will care for

I can
care for...



By

Directions: Have students fold their page in half and write their names on the booklet cover. Then have them circle a picture on the inside pages to show a way to care for their families. Each can draw a picture in the area above to show who he will care for this week.

What Can You Do?



© Corbis



© Corbis



© Corbis



© Corbis



© Corbis



© Corbis